


CUTTING



MOUNTING



POLISHING



HARDNESS TESTING



MECATOME T 330


PRECISION CUTTING MACHINE FOR LABORATORY AND PRODUCTION WORKS



The most performant of all the cutting machines in its category. Powerful, precise and reliable with the possibility to cut as well in manual as in automatic mode.



A STRONG WORLDWIDE PRESENCE THROUGH SUBSIDIARIES AND MORE THAN 35 DISTRIBUTORS



FUNCTIONALITIES

REF. 50300

Width
894mm

Depth
844mm

Height closed lid
629mm



Height opened lid
920mm

Weight
190kg

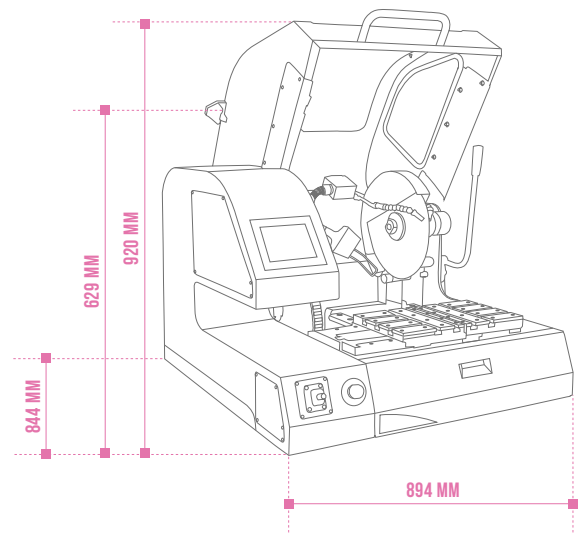
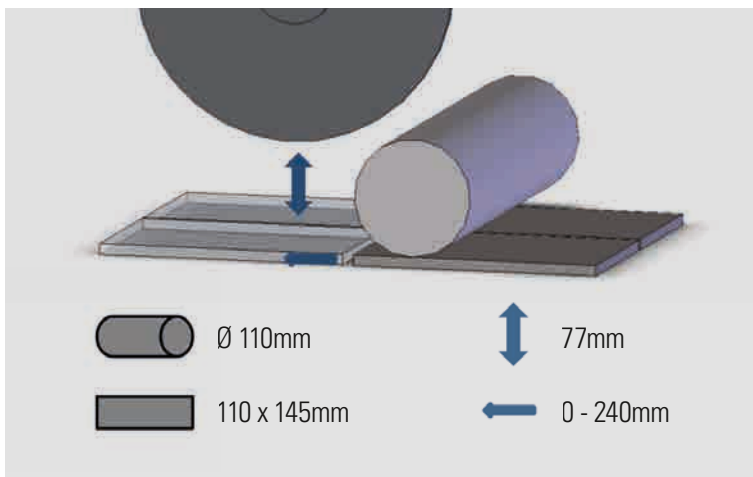
Conformity
EC

High capacity cutting machine

MECATOME T 330 can be used to cut bars and large items. The motorized X axis (optional) allows serial cutting.



CUTTING ENVELOPE*



* This illustration of the cutting envelope of the MECATOME T 330 is to show the maximum theoretical capacity only. The actual capacity in practice will depend on the sample geometry and its physical properties.

FUNCTIONING

4 EXCLUSIVE CUTTING MODES

MANUAL

The user chooses the speed of the cut-off wheel, whether the pump is to be used or not, and the type of control of the wheel speed. He can visualize in real time the wheel speed and the burden on the motor.

ASSISTED

In this mode in particular, the user controls the feed speed of the table using the joystick and defines the maximum speed. This is manual cutting without any effort. The user can maintain a constant wheel speed or adjust the speed according to the burden on the motor.

AUTOMATIC

In this mode, the machine performs the cut(s) automatically. The user can maintain a constant wheel speed or decide to adjust it according to the burden on the motor. If the pulsed cutting mode has been selected, cutting will be performed according to pause times specified by the user. All the control systems can be used at the same time.

PROGRAM

The user performs the cutting according to parameters previously defined in the programs.

- The motor and the transmission *to the cutting wheel have been optimized: ultra-resistant spindle, double row of bearings, V-ribbed belt, variable frequency control, etc. **MECATOME T 330 offers the best performance of all the cut-off machines in its category.**
- The new step motors offer an incomparable positioning accuracy of the cutting table; the **variable cut-off wheel speed** from 1000 to 6.000 rpm optimizes the cut through all types of materials.
- The Y and X tables (X table in option) can be guided directly by the joystick. **The touch screen** provides a number of exclusive advantages, including programming, indication of table movements, legibility and simplicity of use.
- The MECATOME T 330 is equipped with a **system for blocking the cut-off wheel**, making the change of the wheel very quick and easy.
- The MECATOME T 330 is spacious and integrates a large table with **interchangeable stainless steel strips**. Maintenance of the MECATOME T 330 is particularly easy as well, thanks to its internal design and inbuilt cleaning kit. The grooved table is compatible with all commercially available clamping systems.



CHARACTERISTICS

HOOD	
Type	PETG enclosure with metal hinges and gas strut assisted lift
Safety	Interlock switch keeps hood locked during cutting
MOTORIZATION-POWER SUPPLY	
Power	3 700 W
Power supply	380 V / Three-phases / 50 Hz
Control of the motor	Frequency inverter
CUT-OFF WHEELS	
Type of cut-off wheels	Resin bonded and metal bonded
Cut-off wheel size range	Up to 300mm
Rotation speed	From 1.000 to 6.000 RPM
Arbor size	25.4mm
CONTROL	
Control Interface	Color touch control screen
Security Access	Can activate password protection
Programmability	Up to 100 programs protected by password
CUTTING	
Cutting modes	Manual chop action or automated Y feed with optional pulse action
Table automation	Motor driven Y axis
Y axis speed	From 0.01 to 3mm/s
Cutting control	Automated regulation of Y axis feed rate
Y axis travel	240mm
X axis travel	Option: 100mm
Serial cutting	Option (motorized X table)
Table dimensions	Left table: 192 x 230mm-Right table: 192 x 230mm
Positioning laser	Option
Distance between cut-off wheel and table	80mm (with a Ø 300mm wheel)
Table type	Treated aluminium table with stainless steel "T" slots
Holders	Any sample fixturing system compatible with a 12mm "T" slot bed
COOLANT SYSTEM	
Pump & tank	External-60 L
Type of lubrication	External recirculating system
Method of directing pumped coolant	2 ports in the wheel guard, 2 alignable nozzles mounted on the wheel assembly
Type de filtration	Filtre tissu 100 µm lavable
ERGONOMICS	
Internal lighting	LED
Spray nozzle for cleaning	Integrated

ACCESSORIES

Vices and Holders

51319

Right quick clamping vice

51321

Left quick clamping vice

50906*

Left and right quick clamping vices
Height 45mm

50905*

Left quick clamping vice
Height 45mm

50909*

Right quick clamping vice
Height 45mm

50902*

Double screw clamping vices Left and Right
Height 45mm

50901*

Left screw clamping vice
Height 45mm

50903*

Right screw clamping vice
Height 45mm

50613

Box of Kopal holders

50616

Kopal holding

50305

Motorised X-axis table

51610

Manual X-axis table

51430

Positioning Laser

* Stainless steel

Other accessories

51010

Base cabinet with door and slide out vertical drawer Width 1 000mm x depth 880mm x height 855mm

51620


Set of 3 filters for coolant tank
ST310/T 330/T300



REF. 50905



REF. 50909



REF. 50902



REF. 50901



REF. 51006



REF. 51620



REF. 50903



REF. 50613



REF. 50616



REF. 50305




REF. 51610




REF. 51430

VARIOUS CLAMPING SYSTEMS

QUICK CLAMPING VICES



SCREW CLAMPING VICES



KOPAL HOLDERS



CONSUMABLES

STANDARD RESINOID CUT-OFF WHEELS

REF.	DESIGNATION	DIAMETER	HARDNESS	MATERIALS
01015	Type A abrasive Al ₂ O ₃ (ferrous materials)	Ø 250 x 1.6 x 32mm*	100 - 350 HV	Low carbon, mild and extra mild and treated steels with medium cross-sections
01021		Ø 300 x 2 x 32mm*		
01002	Type AO abrasive Al ₂ O ₃ (ferrous materials)	Ø 200 x 1.6 x 25.4mm	300 - 500 Hv	Treated steels, stainless steels, refractory metals, alloyed cast irons
01014		Ø 250 x 1.6 x 32mm*		
01020		Ø 300 x 2 x 32mm*		
01001	Type AOF II abrasive Al ₂ O ₃ (ferrous materials)	Ø 200 x 0.8 x 25.4mm	80 - 300 Hv	Rubber bonded cut-off wheel, thin section cutting, low cross-section sintered steels, hard metal layers
01012		Ø 250 x 0.8 x 32mm*		
01013		Ø 250 x 0.8 x 32mm*		
01019		Ø 300 x 1 x 32mm*		
01018	Type F abrasive SiC (non ferrous materials)	Ø 250 x 1.6 x 32mm*	150 - 400 Hv	White, grey and spheroidal graphite cast iron, titanium and alloys
01024		Ø 300 x 2 x 32mm*		
01005	Type MNF abrasive SiC (non ferrous materials)	Ø 200 x 1.6 x 25.4mm	30 - 350 Hv	Aluminium, copper and alloys, non ferrous metals, titanium and alloys
01017		Ø 250 x 2 x 32mm*		
01023		Ø 300 x 2 x 32mm*		
01060	Type SIC abrasive SIC	Ø 180 x 0.5 x 25.4mm	450 - 700 Hv	Treated steels, with fragile coatings, difficult materials
01016	Type S abrasive Al ₂ O ₃ (ferrous materials)	Ø 250 x 1.6 x 32mm*		
01022		Ø 300 x 2 x 32mm*		
01071	Type T abrasive SiC (non ferrous materials)	Ø 250 x 1.6 x 32mm*	50 - 400 Hv	Titanium, titanium alloys, non ferrous metals
01072		Ø 300 x 2 x 32mm*		

DIAMOND CUT-OFF WHEELS

REF.	DESIGNATION	DIAMETER	MATERIALS
02038	Type LM	Ø 200 x 0.9 x 32mm*	Ceramics, composites, tungsten carbide, alumina, sintered carbides
02042		Ø 250 x 1.2 x 32mm*	
02046		Ø 300 x 1.4 x 32mm*	
02040	Type LM+	Ø 200 x 0.9 x 32mm*	Ceramics (large sections), tungsten carbide, silicon carbide, plasma deposit, mounted samples, refractory materials, minerals, concretes
02044		Ø 250 x 1.2 x 32mm*	
02048		Ø 300 x 1.4 x 32mm*	
02041	Type LR	Ø 200 x 0.9 x 32mm*	Composites, plasma deposit, ceramics, electronic components
02045		Ø 250 x 1.2 x 32mm*	
02049		Ø 300 x 1.2 x 32mm*	

LM **Metallic bond.** Very polyvalent cut-off wheel, normal concentration, to cut hard materials such as:
■ ceramics, composites, tungsten carbide, alumina, sintered carbides.

LM+ **Metallic bond.** High concentration disc to cut hard materials such as:
■ ceramics (large sections), tungsten carbide, silicon carbide, plasma deposit, mounted samples, refractory materials, minerals, concretes...

LR **Resin bond.** High concentration disc, advised when you want the best cutting quality. To cut hard and fragile materials:
■ composites, plasma deposit, ceramics, electronic components...

BORON CARBIDE CUT-OFF WHEELS

REF.	DESIGNATION	DIAMETER	MATERIALS
02039	Type NB	Ø 200 x 0.9 x 32mm*	Cast irons, treated steels, hard and high speed steels
02043		Ø 250 x 1.2 x 32mm*	
02047		Ø 300 x 1.2 x 32mm*	

NB **Resin bond.** High concentration disc of boron nitride edge to cut :
■ Cast irons, treated steels, hard and high speed steels

* To be used with reduction ring (Ref. 01092)

PRESI IS ALSO...

CUTTING



Mecatome ST310

MOUNTING



Mecapress 3

POLISHING



Le Cube

HARDNESS TESTING



Microtech MX 1

POLISHING



Mecattech 334



FIND OUT MORE AT
WWW.PRESI.COM

